


Before stripping down



- Some of us will have good solid equipment with cabinets we no longer want
- **If not, they can be bought at junk sales, for almost nothing**


Stripping down & Preparation



- All components & fixings removed.
- **Rivets & protruding items removed or ground flat.**

Installing new Front & Base Panels

- Use 2mm or 3mm
- **Readily available on Ebay**




Work out Positioning of Major



Final Assembly & Wiring Up Above Chassis



Final Assembly & Wiring Up Below Chassis



Cabinet - Sanded, Primed & Painted



In-use in my Shack, powering Home Brew 80M AM Transmitter



- Fitted in Cabinet